




Accomplishments and Data from the 2019-2020 Year

Mission Statement

Ocean Tides is a Lasallian school and residential program that is committed to providing a challenging, safe, and healthy learning environment designed to meet the social, emotional, behavioral, and intellectual needs of each individual.



635 Ocean Road, Narragansett
260 Highland Ave, Providence
administrator@oceantides.org

401-789-1016
401-861-3778

Fall 2020

As the seasons change, we must recognize that the past six months have challenged us all to reframe what is important and how it is we will continue to care for each other and those entrusted to our Care.

Our Lasallian tradition places specific emphasis on how we care for those entrusted to us. Since March 2020 that care has taken on new dynamics at Ocean Tides. Caring, supporting, and meeting the needs of young men in our programs has challenged us and brought out the best in all of us. Our Lasallian Model of Care is a relationship-based approach, and those relationships were strengthened and shined brightly as caring adults took care of young men and we watched our young men take care of each other...and so far, everyone has stayed healthy.

Reading the signs of the times is vital part of our 340-year Lasallian heritage. This tradition asks us to take the point of view of identifying the needs of young people in our time, and taking on the caring and effort needed to provide the care and support youth and families need. The signs of these time have had us change a great deal about how we do what we do so we are as helpful and supportive to our young men and their families as possible. The outcomes of this year follow and show young men are better for having been with us.

Ocean Tides

A community based residential treatment center in Narragansett, RI

- ❖ Integrated transition and aftercare services
- ❖ Psychiatric consultation and supports
- ❖ Supportive Counseling with drug counseling, problem sexual behavior counseling, pet therapy, equine therapy, ropes/challenge course
- ❖ Positive behavior management system
- ❖ Restrain free, hands off milieu therapy
- ❖ Independent living skill development
- ❖ Vocational and career readiness programs
- ❖ Off Campus job and internships
- ❖ Transgenerational setting
- ❖ Alternative to secure detention placement since 1975

A Day School Program in Providence RI

- ❖ RI and Mass. school department placement resource
- ❖ Special education and behavioral support services
- ❖ School of no more than 25 youth; 15 faculty/staff
- ❖ Career education and vocational training
- ❖ Credit recovery programming
- ❖ Continuum from full in person to virtual learning

Residential Program Information and Data

Residential Population

	2017-18	2018-19	2019-20
Total # Young Men Served	58	57	53
Average Length of Stay	267 Days	201 Days	252 Days
Average Daily Census	26.2	24.4	24.1

ACE Scores

Average ACE Score	3.2	3.2	3.4
# with score of 2+	41 (80%)	38(88%)	24(83%)
# with score of 4+	23(45%)	22(51%)	13(45%)



Goals and Progress

2017-2018

2018-2019

2019-2020

➤ Residential Program

% youth meeting 30-day goal	97%	100%	100%
Young man & Family engagement in care and treatment (@ 30 days)			
% youth meeting 60-day goal	98%	83%	93%
Able to identify behavioral changes and issues to be addressed (@60 days)			
% youth meeting 90-day goal	85%	69%	74%
Articulating progress, plans and supports needed for success (@ 90 days)			
% youth meeting 120-day goal	82%	88%	78%
Providing personal insight into change & needed supports (@120 days)			

*Tracking goals met at target timeframe; some may have taken longer to achieve goal.

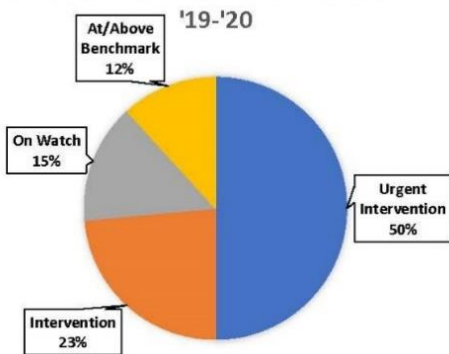
➤ Transition/Aftercare

% completed aftercare	72%	76%	47%*
% making school progress	90%	84%	50%
% employed	52%	40%	32%
% remained at home at 90 days	90%	88%	91%

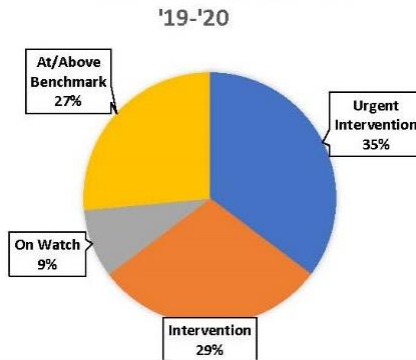
*Transition and Aftercare Services increased to 6 months in 2019 and large group of youth transitioned to aftercare at the very end of the school year/over summer due to COVID.

Educational Progress

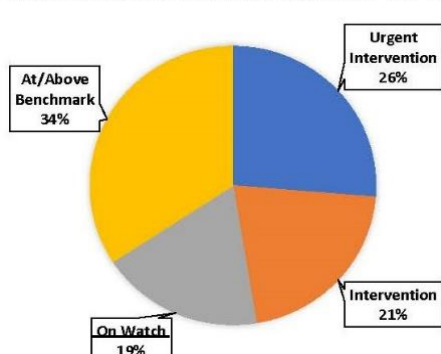
READING STAR INITIAL ASSESSEMENT



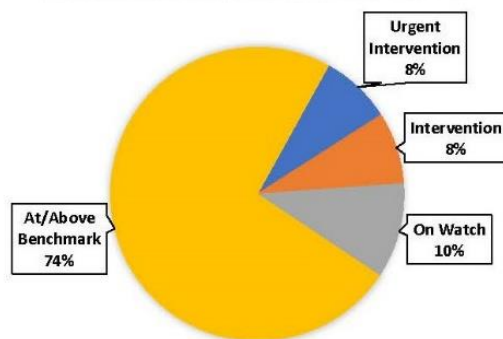
READING STAR RE-ASSESSMENT



MATH STAR INITIAL ASSESSMENT '19-'20



MATH STAR RE-ASSESSMENT '19-'20



Employment Experiences

Av. Hours On-Campus Work	228	202	148
Off-Campus Jobs & Internships	3	7	6

Recidivism


Data for youth in Ocean Tides 2014-2018

	12 months	24 months
% in RITs	7.6%	4.5%
In other care:	9.6%	7.5%
Home/Unknown to DCYF	81%	85%

National recidivism rates for juveniles do not exist, but state studies have shown that rearrest rates for youth within 1 year of release from an institution average 55%, while reincarceration and reconfinement rates during the same timeframe average 24%. OJJDP August 2017



association of
**CHILDREN'S
RESIDENTIAL CENTERS**



Providence Campus School Information and Data

Enrollment

	2017/2018	2018.2019	2019/2020
Total Students Attending	26	18	31
Christian Brother Scholars	3	2	2
Special Education Students	18	15	21
Diplomas Earned	1	2	5
Referring Districts	13	10	13
Grade 8	5	3	2
Grade 9	6	6	6
Grade 10	7	3	8
Grade 11	6	3	9
Grade 12	2	3	6

ACE SCORES (Three Year Data)

Average ACE Score 2.87

Students with ACE score higher than 2 75%

Students with ACE score higher than 4 25%

STAR Math

Average Grade Equiv. (GE) Improved per students: 2.87

Percent of Students who improved grade equiv.: 75%

Percent of Students who improved 2 or more GE's: 21%

STAR Reading

Average Grade Equiv. improved per student: 1.5

Percent of Students who improved grade equiv. 72%

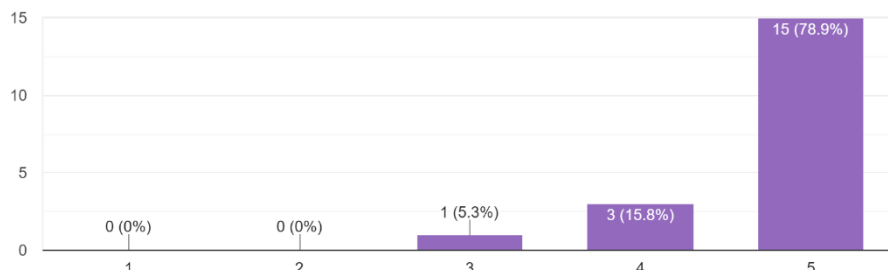
Percent of Students who improved 2 or more GE's: 39%

Spring 2020 Distance Learning Parent/Caregiver Survey

(1=poor/little/none/no....5=very good/yes)

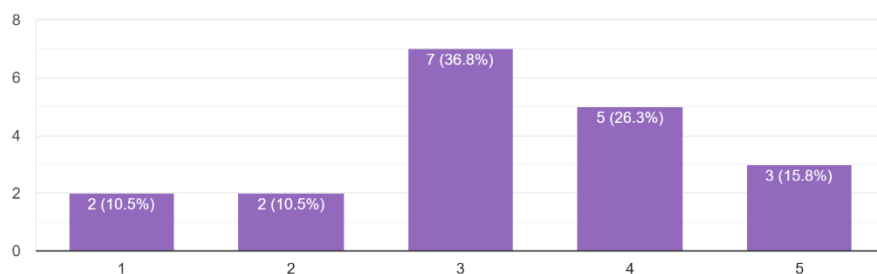
Did Ocean Tides teachers/staff work to help your young man continue to learn and complete work at home?

19 responses



Did your young man continue to make progress in learning while doing schoolwork at home?

19 responses



NEW ENGLAND ASSOCIATION
OF SCHOOLS AND COLLEGES

